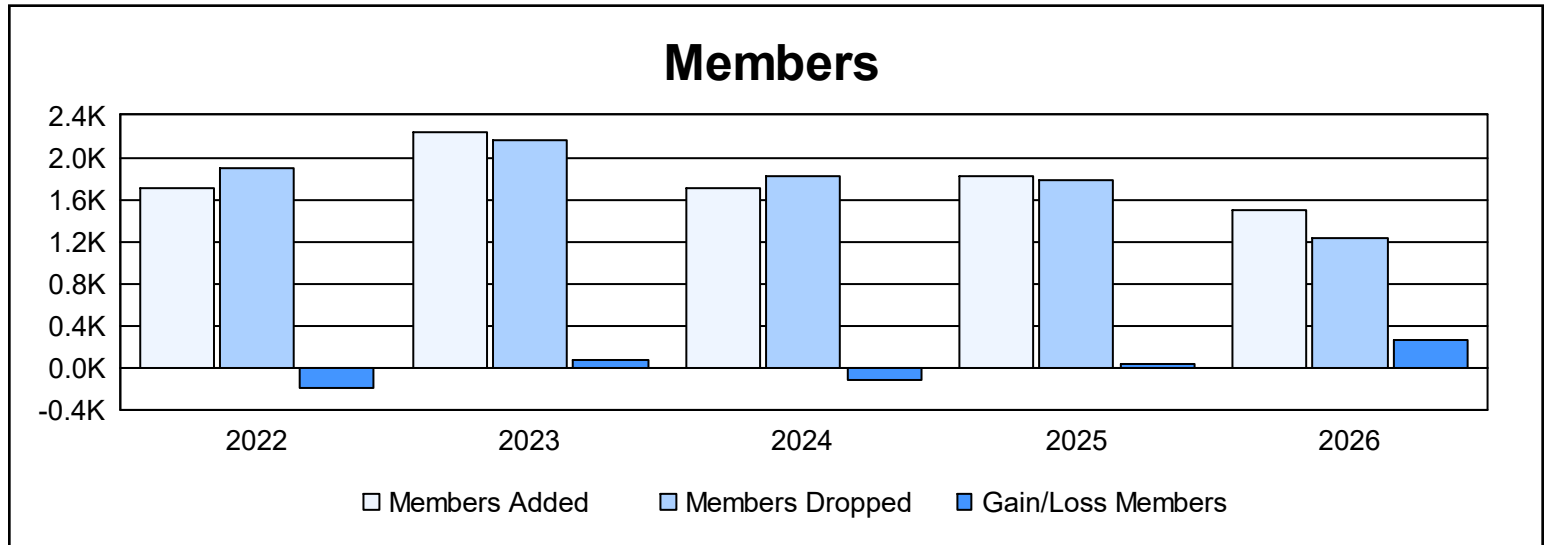
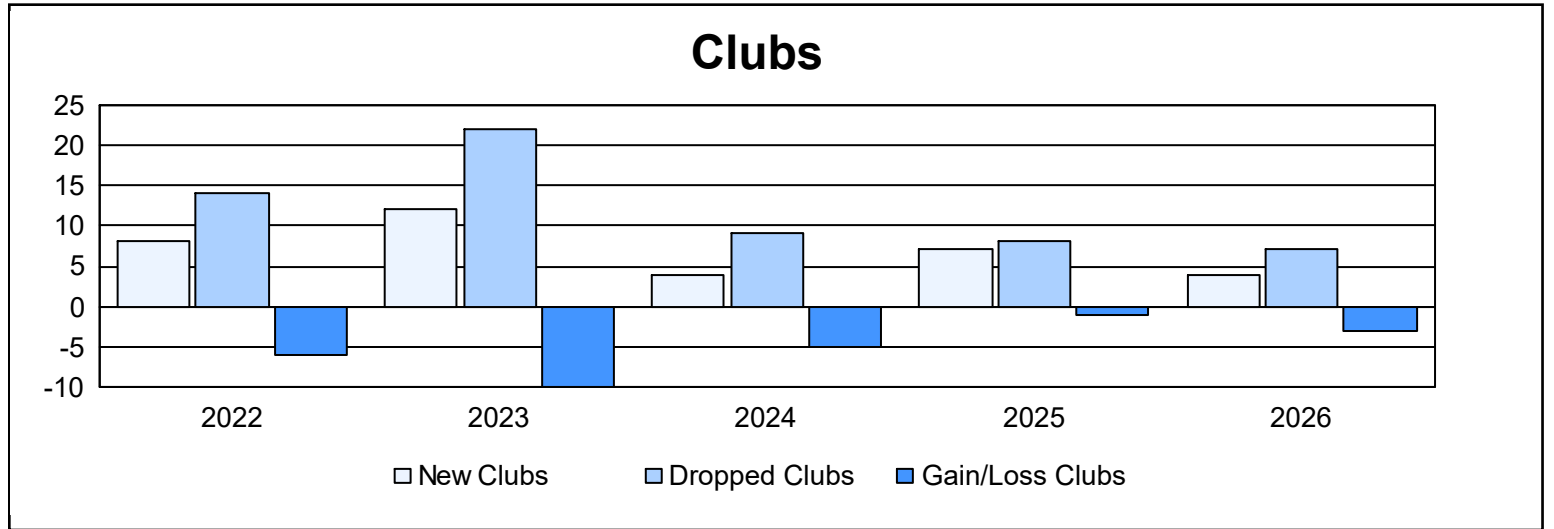


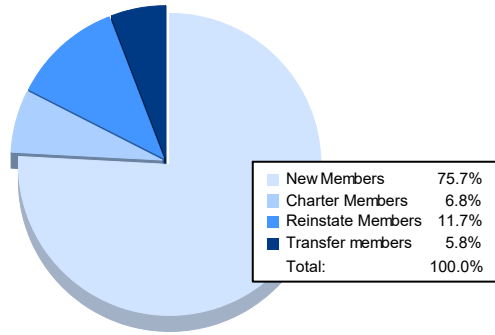
**Multiple District A**

As of April 2026 Cumulative

Year	New Clubs	Dropped Clubs	Gain/ Loss Clubs	New Members	Charter Members	Reinstate Members	Transfer Members	Total Member Added	Total Members Dropped	Gain/ Loss Members
2021-2022	8	14	-6	1,246	259	88	113	1,706	1,898	-192
2022-2023	12	22	-10	1,576	423	95	139	2,233	2,164	69
2023-2024	4	9	-5	1,416	118	81	95	1,710	1,823	-113
2024-2025	7	8	-1	1,402	170	171	78	1,821	1,782	39
2025-2026	4	7	-3	1,140	102	176	88	1,506	1,236	270
<b>Average</b>	<b>7</b>	<b>12</b>	<b>-5</b>	<b>1,356</b>	<b>214</b>	<b>122</b>	<b>103</b>	<b>1,795</b>	<b>1,781</b>	<b>15</b>



### Membership Composition April 2026 Cumulative



### Gender Composition April 2026 Cumulative

